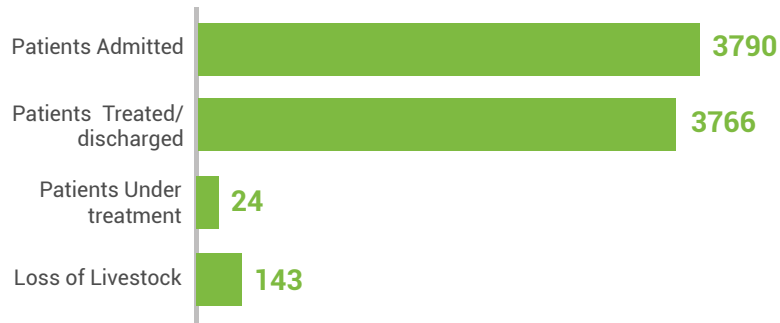


## Progress on Heatwave Response

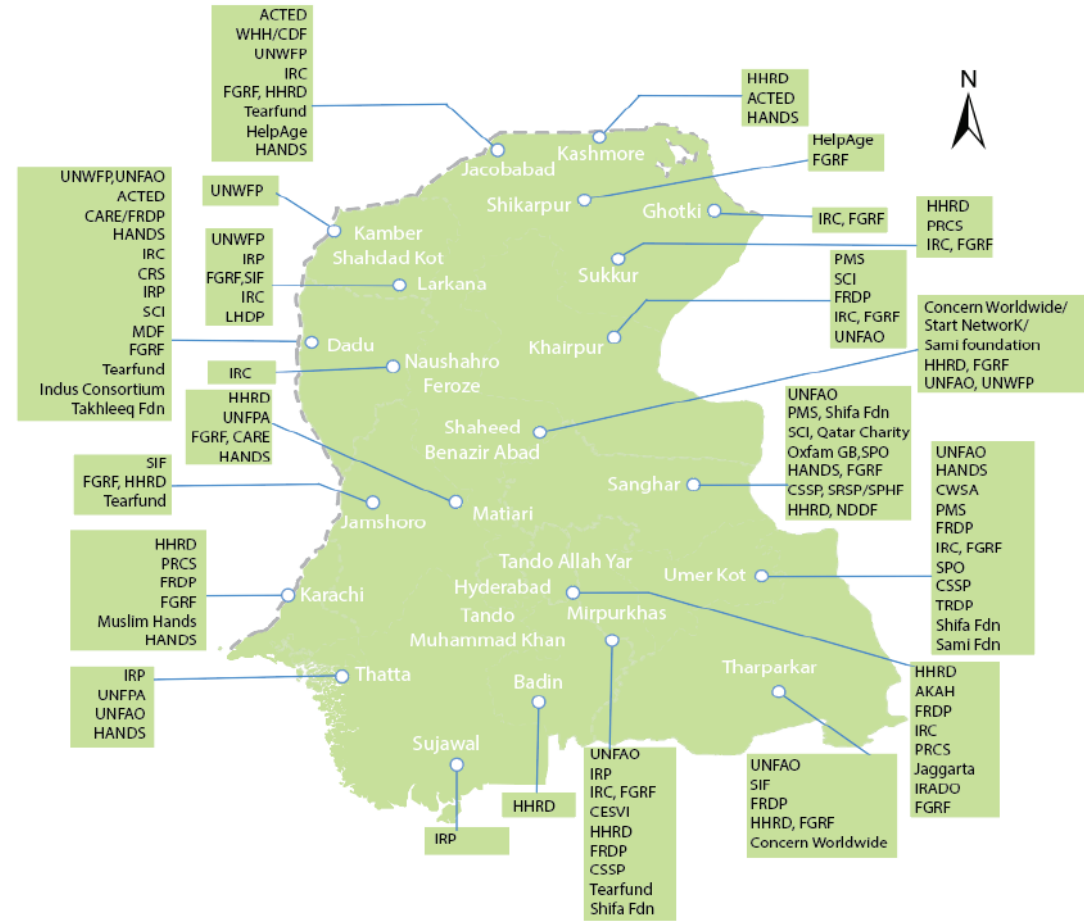
(Period Covered 1500 hrs 21-05-2024 - 1500 hrs 03-06-2024)

- Pakistan Meteorological Department has informed that the heatwave condition has reduced in most parts of the province with daytime maximum temperature ranges 44-46oC in Dadu, Kambar Shahdadkot, Larkano, Jacobabad, Shikarpur, Kashmore, Ghotki, Sukkur, Khairpur, Naushahro Feroze, Shaheed Benazirabad districts, 40-42oC so in Sanghar, Hyderabad, Matiari, Tando Allahyar, Tando Muhammad Khan, Mirpur-khas, Umerkot, districts and 36-38oC in Thatta, Badin, Sujawal and Tharparkar districts
- PDMA and DDMA are closely monitoring the situation/ Heatwave Response Plan.
- Provincial Emergency Operation Centre PDMA Sindh is closely coordinating with all DDMA/District EOCs and all Humanitarian Partners.
- Establishment of additional heat stabilization camps is ongoing in various districts.
- 40 Humanitarian Partners continued their support in Heatwave Response Plan by establishing 294 heat stabilization camps in various districts.
- 40 Humanitarian Partners conducted awareness sessions on heatwave impacts, distributed Information, Education & Communication (IECC) material, displayed Banners and awareness raising through print, electronic, social and local media-content approved by PDMA.
- Deputy Commissioners / Chairmen DDMA with dedicated team are regularly visiting heat stabilization camps in their respective districts.
- 40 Humanitarian Partners providing support in safe transportation/ shifting of referred patients from Camps to Heat Stroke Centers / hospitals.

Patients Admitted	Patients Treated/discharged	Patients Under treatment	Loss of Livestock
<b>3790</b>	<b>3766</b>	<b>24</b>	<b>143</b>

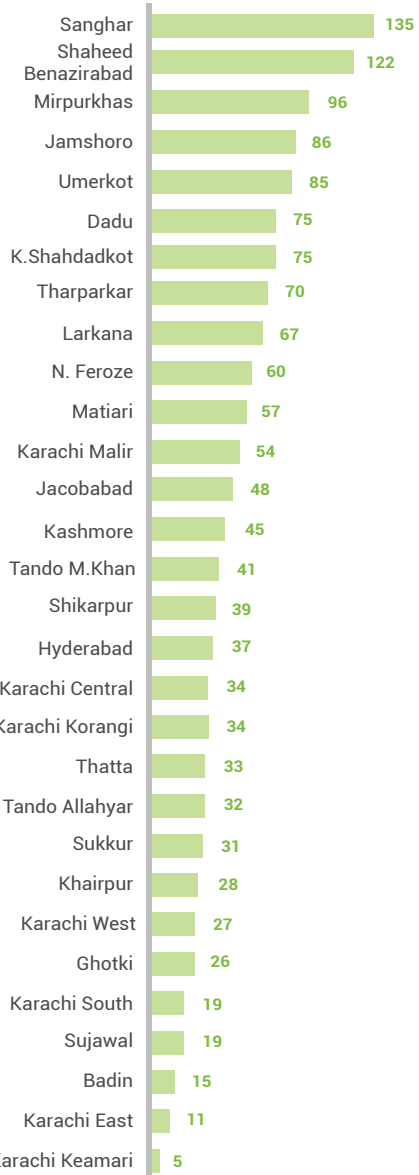


## Heat Stabilization Camps established by the Government of Sindh and Humanitarian Partners (Presence of Humanitarian Partners in districts with active engagement in Heatwave Response Plan 2024)

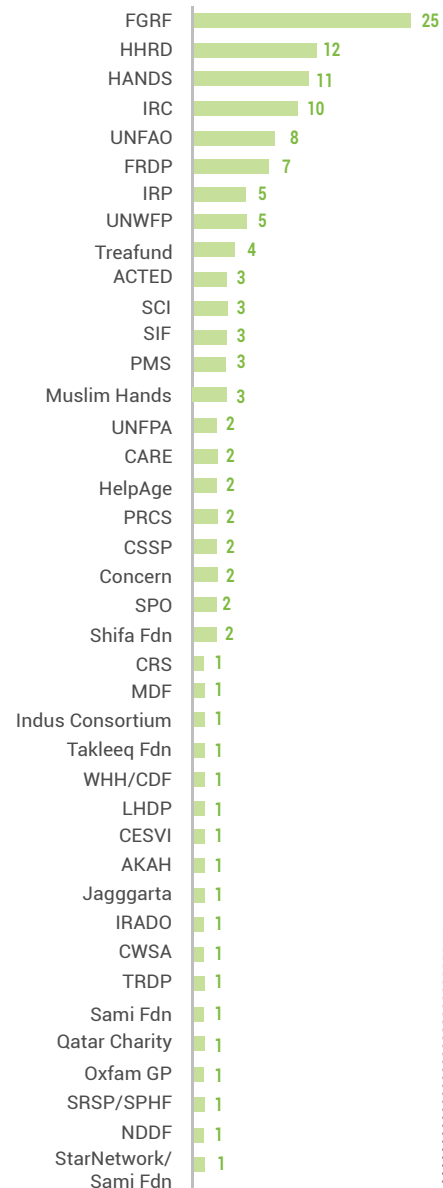


DIVISION	KARACHI	HYDERABAD	SUKKUR	SHAHEED BENAZIR ABAD	LARKANA	MIRPUR KHAS	TOTAL
Camps by Govt.	184	395	85	317	274	251	1,506
Camps by Humanitarian Partners	147	60	39	17	10	21	294
<b>Total</b>	<b>331</b>	<b>455</b>	<b>124</b>	<b>334</b>	<b>284</b>	<b>272</b>	<b>1,800</b>

### District wise Camps established By Government of Sindh



### Humanitarian Partners Presence by District



### Heat Stroke Report (Period Covered 1500 hrs 21-05-2024 - 1500 hrs 03-06-2024)

**3790** Number of Patients Admitted      **3766** Number of Patients Treated/discharged      **24** Number of Patients Under treatment      **0** Casualty      **143** Loss of Livestock

Sr #	Division	District	Number of Patients Admitted				Number of Patients Treated/discharged				Number of Patients Under treatment				Casualty (if any)				Loss of Livestock			
			Male	Female	Children	Total	Male	Female	Children	Total	Male	Female	Children	Total	Male	Female	Children	Total	Goat/ Sheep	Buffalo/ Cow	Camel	Other Animals
1	Karachi	Korangi	0	1	0	1	0	1	0	1	0	0	0	0	0	0	0	0	0	0	0	0
2		Malir	29	47	14	90	29	47	14	90	0	0	0	0	0	0	0	0	0	0	0	0
3		South	66	13	0	79	66	13	0	79	0	0	0	0	0	0	0	0	0	0	0	0
4		West	17	0	1	18	17	0	1	18	0	0	0	0	0	0	0	0	0	0	0	0
5	Hyderabad	Badin	18	14	13	45	14	11	11	36	4	3	2	9	0	0	0	0	0	0	0	0
6		Hyderabad	35	12	0	47	35	12	0	47	0	0	0	0	0	0	0	0	8	3	0	0
7		Jamshoro	132	83	13	228	122	80	11	213	10	3	2	15	0	0	0	0	1	4	0	0
8		Matiari	3	0	0	3	3	0	0	3	0	0	0	0	0	0	0	0	0	0	0	0
9		Sujawal	76	39	11	126	76	39	11	126	0	0	0	0	0	0	0	0	0	0	0	0
10		Tando Allahyar	24	7	4	35	24	7	4	35	0	0	0	0	0	0	0	0	0	0	0	0
11	Sukkur	Ghotki	3	0	0	3	3	0	0	3	0	0	0	0	0	0	0	0	0	0	0	0
12		Khairpur	216	135	47	398	216	135	47	398	0	0	0	0	0	0	0	0	0	0	0	0
13		Sukkur	0	0	0	0	0	0	0	0	0	0	0	0	0	0	0	0	1	2	0	0
14	Shaheed Benazirabad	Sanghar	20	5	20	45	20	5	20	45	0	0	0	0	0	0	0	0	1	2	0	0
15		Shaheed Benazirabad	428	209	50	687	428	209	50	687	0	0	0	0	0	0	0	0	0	0	0	0
16		Naushahro Feroze	41	17	0	58	41	17	0	58	0	0	0	0	0	0	0	0	0	0	0	0
17	Larkana	Jacobabad	131	103	66	300	131	103	66	300	0	0	0	0	0	0	0	0	0	0	0	0
18		Kamber Shahdadkot	154	170	28	352	154	170	28	352	0	0	0	0	0	0	0	0	0	23	10	24
19		Kashmore	44	46	29	119	44	46	29	119	0	0	0	0	0	0	0	0	0	26	0	18
20		Larkana	99	97	41	237	99	97	41	237	0	0	0	0	0	0	0	0	0	0	0	0
21		Shikarpur	82	81	25	188	82	81	25	188	0	0	0	0	0	0	0	0	0	0	0	0
22	Mirpurkhas	Tharparkar	65	50	8	123	65	50	8	123	0	0	0	0	0	0	0	0	18	1	0	1
23		Umerkot	462	100	46	608	462	100	46	608	0	0	0	0	0	0	0	0	0	0	0	0
		<b>Total</b>	<b>2145</b>	<b>1229</b>	<b>416</b>	<b>3790</b>	<b>2131</b>	<b>1223</b>	<b>412</b>	<b>3766</b>	<b>14</b>	<b>6</b>	<b>4</b>	<b>24</b>	<b>0</b>	<b>0</b>	<b>0</b>	<b>0</b>	<b>29</b>	<b>61</b>	<b>10</b>	<b>43</b>